

Specifications

Standard	UL1472
Rated Voltage	120V~
Rated Frequency	60Hz
Rated Power	600W
Load Range	Incandescent lamp 15W-600W
	LED lamp 3W-200W
	Halogen lamp 15W-600W
	Low voltage halogen lamp with electronic transformer 3W-200W
	Low voltage halogen lamp with iron core transformer 3W-200W
	CFL -- fewer than 5pcs 3W-200W
	Electric resistive heat 15W-600W
Switch times	≥40000 times
Power supply	Live Wire
Installation method	In-Wall
Operating Environment	Temperature: 0°C - 40°C
	Humidity: 10% R.H. - 90% R.H.
Size	4.13in×1.73in×1.22in (L×W×H)
Application	Indoor
Function	<ol style="list-style-type: none"> 1. Can turn the light on/off and with dimming function. 2. Can set the brightness of the light. 3. Automatic memory function with power off. 3. With functional indicator light. 4. Can connected with an external switch to control the light on/off. 5. Over temperature protection.

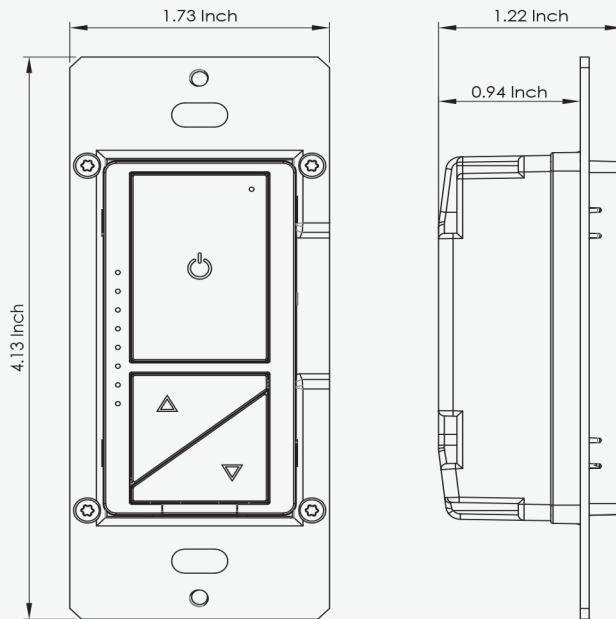
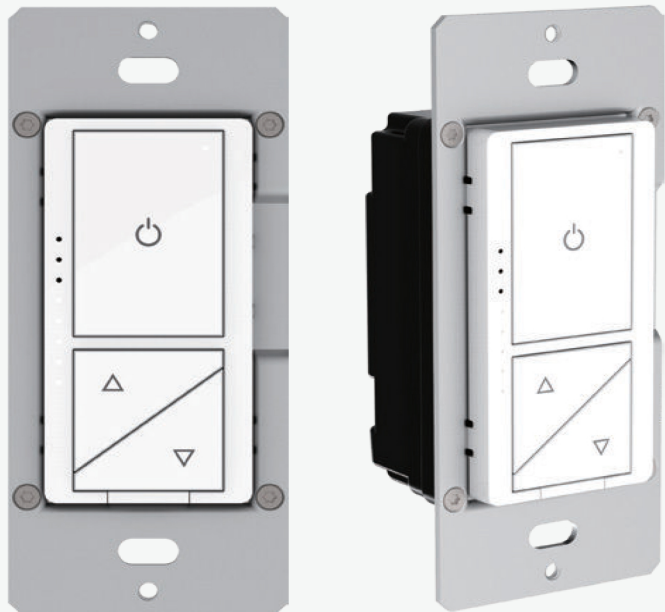
Product Summary

- Smooth dimming curve and good dimming characteristic
- High adaptability and compatibility
- Set the min and max brightness to adjust the lamp without flicker and dead route
- Press any button, can turn on the lamp when lamp is off
- With network status and multi-function indicator, include power and brightness
- Startup and power off memory function
- Overload protection and over temperature protection
- With disconnecter to cut-off live part for safety
- Single pole or 3-Way circuit

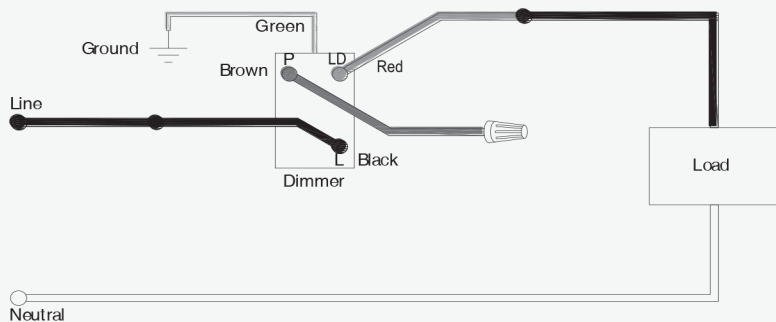
Features

- Push button switch turn the lights ON/OFF
- The Min. and Max. brightness can be set to adjust the lamp without flicker
- Use as single pole or 3-way
- Replaces standard single switch
- Compatible with most switch panels

Dimensions



Installation



- Turn off power at circuit breaker or fuse and test that power is off before wiring.
- Install according to the wiring diagram above.
- Carefully position all wires inside the wall-box, leaving enough space to insert the dimmer. Secure the dimmer with the provided mounting screws.